

BRIAN JAMES TRAILERS

Connected to you

TT-Series

Wide ranging capability

TT series can provide solutions where none other can



TT Series' enduring popularity is explained by the flexibility it provides.

These trailers routinely operate in dedicated volume fleet transportation businesses, specialist recovery operations and race day paddocks throughout Europe.

Each variant is so uniquely capable of delivering the required performance that for many, compromise is eliminated.



TT-Series (Fixed-bed)

The TT Series is a long

established design originating back to the very first trailers manufactured by Brian James in 1979. The intervening years have seen the introduction of many advanced manufacturing systems and technologies that have ensured the TT Series is fit for modern vehicle transportation requirements. Built with commercial as well as private transport in mind, every aspect of the operation is simple and efficient.



TT Series Product codes	Load bed length	Load bed width	Gross cap. Kg	Load cap. Kg	Wheel / tyre size	No. axles	Alu ramps 2.0m	5 YEAR chassis warranty
200-6000	3.6m (12ft)	1.96m (6ft 5)	2,000	1,350	10" low rider	●●	✓	✓
200-6100	4.2m (14ft)	1.96m (6ft 5)	2,000	1,320	10" low rider	●●	✓	✓
200-0980	4.2m (14ft)	2.03m (6ft 8)	3,000	2,350	12"	●●	✓	✓
200-1000	4.8m (16ft)	2.03m (6ft 8)	3,000	2,300	12"	●●	✓	✓
200-3000	4.8m (16ft)	2.03m (6ft 8)	3,500	2,750	12"	●●	✓	✓
200-3100	5.5m (18ft)	2.13m (7ft)	3,500	2,640	12"	●●	✓	✓
200-1010	4.8m (16ft)	2.13m (7ft)	3,000	2,300	10" low rider	●●	✓	✓
200-3070	4.8m (16ft)	2.13m (7ft)	3,500	2,700	10" low rider	●●●	✓	✓



Commercial Quality



Wide vehicles

TT-Series PDQ system

A complete TT-Series trailer

specifically designed for cross-loading behind a transporter vehicle. Every aspect of the cross-load operation is provided for, including a pair of lightweight aluminium loading ramps from the front of the trailer to the transporter bed, a swivel jockey wheel system and a reinforced chassis to cope with the additional loads.

TT Series PDQ Product codes	Load bed length	Load bed width	Gross cap. Kg	Load cap. Kg	Wheel / tyre size	No. axles	Alu ramps 2.0m	5 YEAR chassis warranty
200-3020	4.8m (16ft)	2.13m (7ft)	3,000	2,200	12"	●●	✓	✓
200-3030	4.8m (16ft)	2.13m (7ft)	3,500	2,700	12"	●●	✓	✓
200-3040	4.8m (16ft)	2.13m (7ft)	3,000	2,200	10" low rider	●●	✓	✓
200-3050	4.8m (16ft)	2.13m (7ft)	3,500	2,650	10" low rider	●●●	✓	✓



Commercial Quality



Wide vehicles



Drive across loading

TT-Series (Tilt-bed)

Add a hydraulic tilt-bed operation to the TT chassis to create the TT Tilt-bed making an especially versatile trailer. The most popular model in this range is the Tri-axle low-rider 3500Kg variant (250-3560) offering a quick, convenient loading operation as an alternative to a slide bed recovery unit.

Customers requiring the lowest possible loading angles can benefit from the combination of the TT Tilt-bed and a set of 2.0m aluminium loading ramps. These together provide loading ability sufficient for most modern supercars (see photograph below).

TT Tilt-bed Product codes	Load bed length	Load bed width	Gross cap. Kg	Load cap. Kg	Wheel / tyre size	No. axles	Alu ramps 2.0m	Full width fold flat rear panel	5 YEAR chassis warranty
250-3400	4.8m (16ft)	2.03m (6ft 8)	3,000	2,300	12"	●●	-	✓	✓
250-3500	4.8m (16ft)	2.03m (6ft 8)	3,500	2,710	12"	●●	-	✓	✓
250-3430	4.8m (16ft)	2.13m (7ft)	3,000	2,300	10" low rider	●●	-	✓	✓
250-3530	4.8m (16ft)	2.13m (7ft)	3,500	2,670	10" low rider	●●●	-	✓	✓
250-3610	5.5m (18ft)	2.13m (7ft)	3,500	2,600	10" low rider	●●●	-	✓	✓
250-3420	4.8m (16ft)	2.03m (6ft 8)	3,000	2,300	12"	●●	✓	-	✓
250-3470	4.8m (16ft)	2.13m (7ft)	3,000	2,300	10" low rider	●●	✓	-	✓
250-3560	4.8m (16ft)	2.13m (7ft)	3,500	2,670	10" low rider	●●●	✓	-	✓
250-3640	5.5m (18ft)	2.13m (7ft)	3,500	2,610	10" low rider	●●●	✓	-	✓

● Low loading

● Wide vehicles

● Commercial Quality



Shown here, the 250-3560 model demonstrates the advantage of a super-low loading ability. The tri-axle configuration provides large load capacity when required plus a low loading platform for superior motorway towing stability

Overall trailer dimensions:
 Overall length 4.8m models 6.0m (19ft 8)
 Overall length 5.5m models 6.7m (22ft)
 Overall width = bed width

BRIAN JAMES TRAILERS


All prices are subject to VAT and are ex-works.

TT series in more detail

Standard Features



Full width load bed area
With the wheels of the TT under the bed the full bed width can be used.



Robustly protected lighting
Strategically positioned below the bed the lighting system is not vulnerable.




Easy fit number plate
The number plate mounting system uses no screws or adhesives, just good design.



High security lock system
Integral in the cast coupling head, provided with an anti-theft security ball.



Softride suspension
is a key component of on-road performance. Impressive smooth riding, high capacity chassis.



Robust running gear
Proven large format wheel bearings are specified to ensure total reliability.



Robust running gear
Heavy cast steel coupling head and main control body are designed for years of service.



Spare wheel / tyre
mounted conveniently at the front until required.



Full width panels
A number of tilt-bed models feature a full width tail panel to assist quick and easy operation.



Taper rear chassis
reduces the loading angle without any compromise to ground clearance.



Integral tie-down points
exist on both sides of the chassis, front and rear ensuring that you will always be able to secure the load.




Powerful hydraulics
used to lift the tilt-bed version into position for loading. This facility provides a loading angle suitable for low sports cars.



Aluminium loading ramps
Where a TT model is specified with ramps, they will be supplied as a hybrid Aluminium construction. Light, strong and durable.

Optional Equipment



Manual winch, side mount
Even when transporting new vehicles, a winch is a valuable backup.



Wheel stop bar
is a dedicated chock system with its own clamp arrangement, repositioning is tool free.



Electric winch, Power
Choose to power an electric winch with a HD portable power pack or a dedicated power loom



Electric winch, Recovery
The ultimate winch installation, perfect for recovery applications.



Under deck side locker box
Popular with professionals this provides a safe and convenient location for straps of all types.



Wheel Straps with soft link
Featuring unique short ratchets with direct swivel hooks these straps are easy, safe and durable

Brian James Trailers Ltd, Sopwith Way, Drayton Fields Ind Est, Daventry, Northamptonshire, NN11 8PB. UK

For information on your local BJT dealer in the UK please visit the web site and use the dealer locator system. Alternatively, our sales team on the number below are always pleased to assist:

Tel. 01327 308833

Fax. 01327 308822

www.brianjames.co.uk

info@brianjames.co.uk

BRIAN JAMES TRAILERS

Publication ref. BJT_UK_TTSER_2012_1