

BRIAN JAMES TRAILERS

Connected to you

Clubman

The competitor's trailer

Including details of Clubman Fixed bed and Clubman Tilt-bed models



The latest Clubman range represents the essence of Brian James Trailers' core values. Those being quality you can depend on and competitive prices offering real value for money.

These key product hallmarks are the reasons behind this style of car transporter's enduring popularity in race and rally paddocks up and down the country.



Clubman range

Classic car transporter trailer. All of the essentials are here; light weight, low centre of gravity, hot dip galvanised steel chassis and quality, durable running gear.

Clubman trailers are perfectly suited to club motor-sport and many other forms of motorised leisure activities.

Production of Brian James Trailers has been ongoing for more than 30 years with Clubman style trailers a staple part of the range from the beginning. They are proven beyond doubt and command excellent resale value as a result.

Clubman Option Packs

Make the most of your new Clubman trailer. Options and option packs are carefully selected accessories and optional features to enhance the operation and ownership experience for a whole range of users.


Safety Pack, includes the four items shown below.



Manual winch with cable & shackle



High security head with integral lock



Adjustable wheel stop chocks



HD Jockey upgrade with locking pin

Centre deck



Centre deck between main steel chassis sections adds considerable practicality to Clubman trailers. Improves safety and suppresses road spray.

Storage Pack 1



Low level tyre rack and straps

Storage Pack 2



Jerry Can Storage container box



Combination of storage packs 1 & 2

Security Pack, includes the three items shown below.



4 off wheel tie-down straps, with soft links



Datatag registration and transponder kit



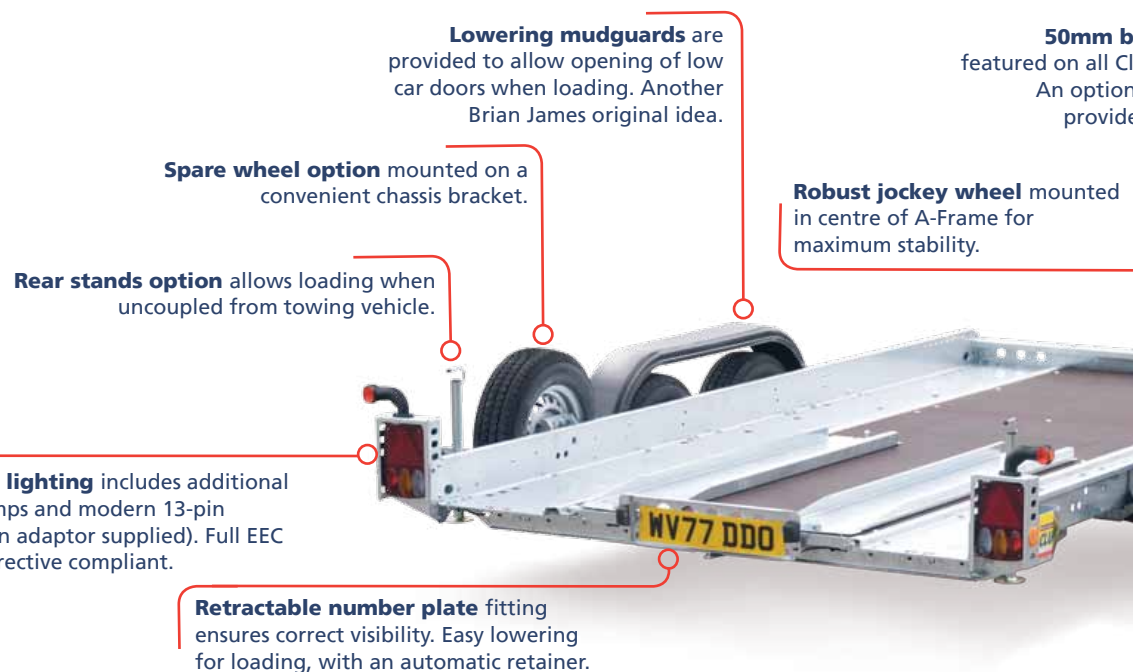
Spare wheel lock

Clubman Product code	Load bed length	Load bed width	Gross cap. Kg	Load cap. Kg	Axles
100-0100	3.3m (11ft)	1.65m (5ft 5)	1,300	1000	1
100-0120	4.0m (13ft)	1.70m (5ft 7)	1,300	980	1
100-0140	4.0m (13ft)	1.90m (6ft 3)	1,300	980	1
100-0200	3.3m (11ft)	1.65m (5ft 5)	1,380	1,000	2
100-0400	4.0m (13ft)	1.70m (5ft 7)	2,000	1,550	2
100-0420	4.0m (13ft)	1.90m (6ft 3)	2,000	1,550	2
100-0440*	4.0m (13ft)	1.90m (6ft 3)	2,600	2,100	2
100-0460	4.3m (14ft)	1.90m (6ft 3)	2,000	1,500	2
100-0462*	4.3m (14ft)	1.90m (6ft 3)	2,600	2,050	2
100-0480*	4.8m (16ft)	1.90m (6ft 3)	2,600	2,020	2

Clubman Tilt-Bed (hydraulic) models, no loading ramps

100-0510	4.3m (14ft)	1.90m (6ft 3)	2,000	1,500	2
100-0512*	4.3m (14ft)	1.90m (6ft 3)	2,600	2,050	2
100-0590*	4.8m (16ft)	1.90m (6ft 3)	2,600	2,050	2

*Clubman 2600kg models suitable for commercial work



Clubman (0420) with option packs

Please Note: Photographs used throughout may show features that are optional extras.

HOT DIP Zinc galvanising is applied to all chassis parts. This process ensures maximum durability

5 year Chassis Warranty covers chassis against failure through normal wear and tear

Low and light chassis, along with super 'soft ride' suspension affords superior performance, stability and comfort

Storage options: low level and high level tyre racks, fuel can boxes, plus security and convenience products

Centre deck, full floor provides a clear and useful space for a multitude of load types. Also acts to keep vehicles clean by shielding against road debris.

Multiple tie-down points along the length of the chassis is a Brian James Trailers hallmark.

Wheel chock option provides a flexible method of ensuring that the vehicle is always in the correct place.

Winch options ensure that disabled vehicles can be loaded with ease.

Ball coupling is standard on all subman trailers. The ball integral lock ensures high security.

Double action pump ensures a quick and easy hydraulic tilt-bed operation. The bed is clamped down with a specially designed clamp and lock for extra safety.

Lowering mudguards are provided to allow opening of low car doors when loading. Another Brian James original idea.

Hydraulic tilt-bed offers a safe and convenient low loading option. Easy and effective full width tail panel.

Clubman Tilt Bed (100-0510) with option packs shown



Four wheel brakes with automatic reverse operation. Powerful and reliable. Fully EEC approved

Overall trailer dimensions

OVERALL LENGTH bed length 3.3m	4.55m (15ft)	
OVERALL LENGTH bed length 4.0m	5.42m (17ft 9)	
OVERALL LENGTH bed length 4.3m	5.72m (18ft 8)	
OVERALL LENGTH bed length 4.8m	6.25m (20ft 6)	
OVERALL WIDTH bed width 1.65m	2.10m (6ft 10)	- single axle
OVERALL WIDTH bed width 1.65m	2.06m (6ft 8)	- twin axle
OVERALL WIDTH bed width 1.70m	2.15m (7ft)	
OVERALL WIDTH bed width 1.90m	2.35m (7ft 8)	

BRIAN JAMES TRAILERS

Clubman range in more detail

Standard Features



Lighting protection
Avoid broken lights. The full steel cage around each rear light provides great protection.



Full 7 function lighting
The new European standard lighting is fitted to all Clubman trailers. 13-pin plug + adapter.




Easy fit number plate
mounting system uses no screws or adhesives.



Regulation lighting
with reverse lights now a European wide standard on all trailers.



Softride suspension
is a key component of on-road performance. Impressive smooth riding, high capacity chassis.



Robust running gear
Proven sealed wheel bearings are specified to ensure total reliability and no maintenance.



Retractable number plate
moves easily out of the way for loading and is held in place by a secure spring loaded catch.



Folding mudguards is another original Brian James design to create the clearance for car doors to open fully during loading.



European standard
coupling head (50mm ball) designed for towball heights of >350mm <420mm.



Anti-rattle
Each loading ramp is held securely with a tapered cotter pin and captive toggle.



Robust jockey wheel
Easy to clamp securely out of the way for travel. Easy to handle.



Identification
Every Brian James Trailer features a unique VIN number etched into the chassis.



Powerful hydraulics
to lift the bed on Tilt-bed models, plus a robust and durable fastening system for the bed during travel, unique to Brian James.



Approved, safe, secure.
Every drawbar is **fully Type Approved** to EEC regulations. Strength and safety of safety critical components, guaranteed.

Optional Equipment, in addition to Option Packs



Storage boxes
Suitable for storing straps or tools.




Security locks
From basic locking coupling heads to an immobilising wheel bar lock.



Tyre rack
The high level tyre rack offers space and security for up to eight standard wheels / tyres.



Storage boxes
For keeping fuel jerry-cans safely.



Centre decking and storage
The fully in filled deck is practical and convenient.



Wheel straps with soft link
Featuring unique short ratchets with direct swivel hooks these straps are easy, safe and durable.

Brian James Trailers Ltd, Sopwith Way, Drayton Fields Ind Est, Daventry, Northamptonshire, NN11 8PB. UK

For information on your local BJT dealer please visit the web site and use the dealer locator system. Alternatively, our sales team on the number below are always pleased to assist:

Tel. 01327 308833

Fax. 01327 308822

www.brianjames.co.uk

info@brianjames.co.uk

BRIAN JAMES TRAILERS

Publication ref. BJT_UK_CMAN_2012_1